

.

1.

1996

가

6 · 15

2가

()

가

13

(

,)

가 가

7

26)

43

5

가

2000

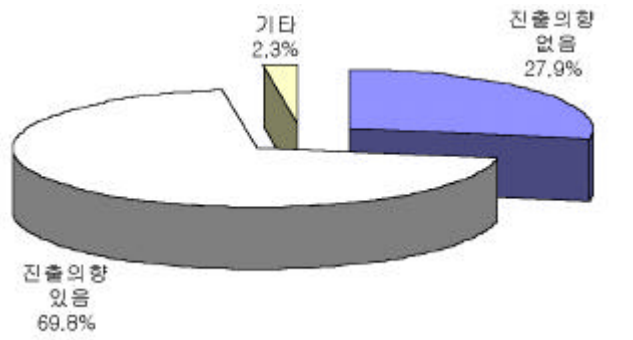
12

12

2001 1 11

26) , , , , , ,

< 4 >



< 18 >

	(%)
	25.0
	41.7
	33.3
	100.0

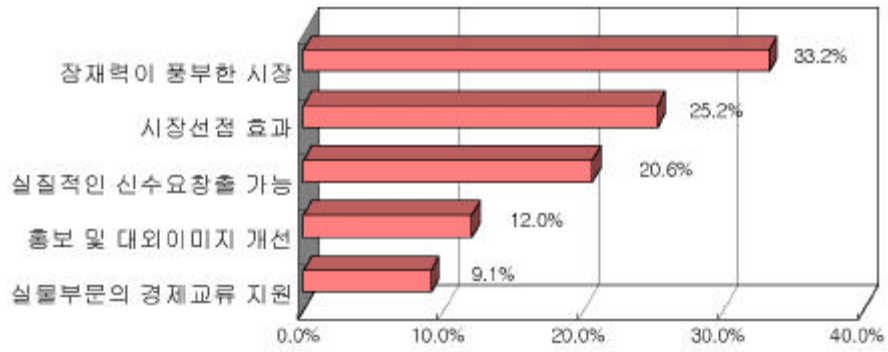
4가

()

가

가 33.2% 가 , 가 25.2%, 20.6%, 가 12.0%, 9.1%

< 5 >

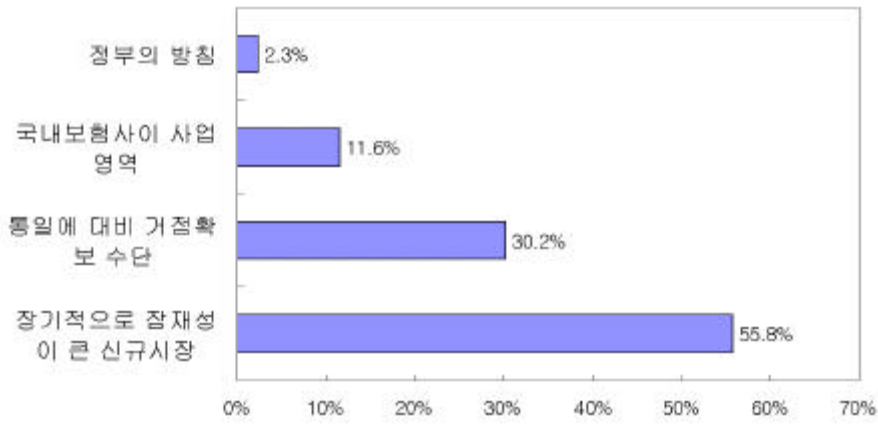


1)

가 가 , 가 (域內)

가
가 55.8%가
,
30.2%
가
가
11.6%, 2.3%

< 6 >



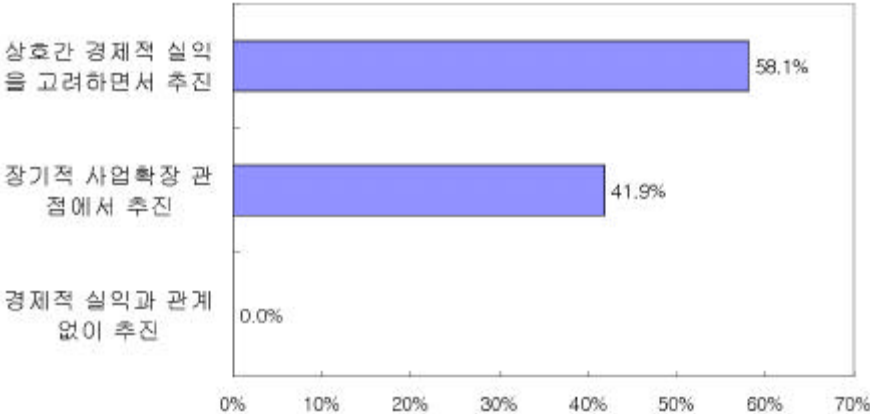
2)

가

(58.1%)

(41.9%)

< 7 >



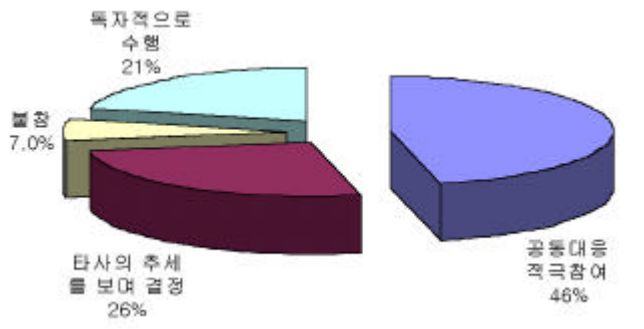
(,)

가 46.5% 가

25.6%,

20.9%

< 8 >



1)

가

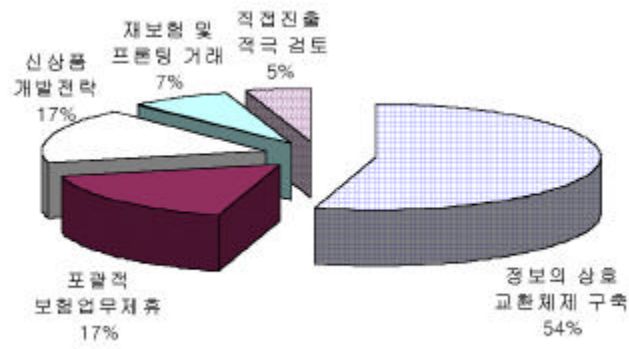
가

가

가

53.5%
16.3%
7.0%, (,) 4.7%

< 9 >

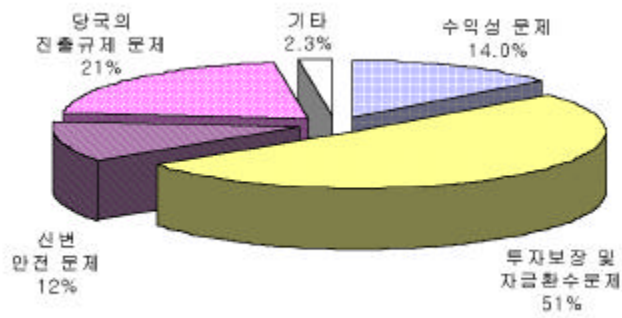


2)

가 가
(country risk)

가
가 가
가
()
가 51.2%가 가 28),
가 20.9%, 14.0%, 11.6%

< 10 >



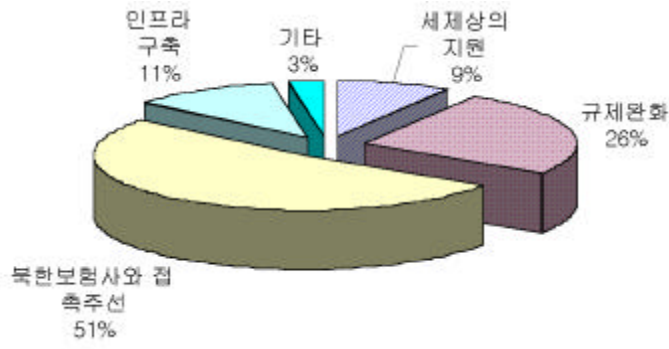
3)

(,)
28) _____ 2000 12 4 (,)

가

41.9% 가
 20.9%, 18.6%,
 9.3% 7.0%

< 12 >



3.

가.

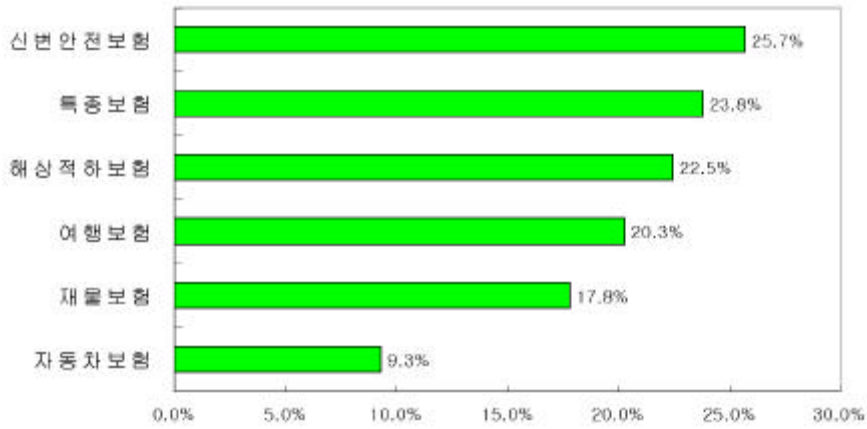
가

가

가

가
가
가
(),
()

< 13 > 가



가

가

가

< 19 >

< 19 >

■	2.3%	4.7%	93.0%
■ /	4.7%	11.6%	83.7%
■ , (,)	16.3%	37.2%	46.5%
■	9.3%	14.0%	76.7%
■	11.6%	34.9%	53.5%
■	32.6%	30.2%	37.2%
■ ,	7.0%	20.9%	72.1%
■ 3	39.5%	34.9%	25.6%
■ ()	93.0%	4.7%	0.0%
■	53.5%	27.9%	18.6%

가

, () 가
, (),
, 3 가

< 14 > ()

